


# DESIGN-A-FLANGE



The Design – A – Flange system is a new and unique concept in which you can have the ease of choosing from a combination of frames and modular inserts to create your very own customized flange for control panels and junction boxes.

The Fiberglass re-enforced Polypropylene Inserts are very rigid and carry soft TPE, push-out membrane seals of various sizes good enough to accommodate wire sizes ranging from 4 mm to 50 mm dia. The push out membranes ensure that an IP65 grade protection level is achieved.

Frames are available in two sizes FL21 and FL13 which can accommodate a combination of inserts. Once the inserts are assembled together and inserted into the frame they lock on to the frame and to each other ensuring that a very rigid patented Flange system is created with IP 65 grade protection.

Material	Fiberglass re-inforced Polypropylene and TPE
	Halogen Free
	UL listed materials
Colour	RAL 7035 (Light Grey)
Protection Class	IP 65
Temperature Range	-20°C to +125°C
Test Standards	EN 60529:1991+A1, EN 60670-1:2005

## INSERTS FOR FL21 FRAME

Inserts 68 x 68			
FL21/68/M25/M16	FL21/68/KO	FL21/68/714	FL21/68/2030/1020
2 x M25 8-17 mm 2 x M16 5-10 mm	KNOCK OUT M32 M40 M50	9 x 7-14 mm	2 x 20-30 mm 2 x 10-20 mm



Inserts 68 x 34		
FL21/34/817	FL21/34/M20	FL21/34/410
2 x 8-17 mm	2 x M20 6-13 mm	10 x 4-10 mm

## INSERTS FOR FL13 FRAME

Inserts 34 x 68			Inserts 34 x 34	
FL13/68/817	FL13/68/M20	FL13/68/410	FL13/34/M20	
2 x 8-17 mm	2 x M20 6-13 mm	10 x 4-10 mm	1 x M20	6-13 mm



Frame Cat. No. & Dimensions			
Cat. No.	L1	L2	H
FL 21	214	90	9
FL 13	134	52	6.5

Combination of Inserts that can be used with Frames					
Combinations		A	B	C	Representative Drawing
FL 21	68 x 68	2	1	-	
	68 x 34	1	3	5	
FL 13	34 x 68	1	-	-	
	34 x 34	1	3	-	